


EmunDo[®] 




Step by Step Visualization

A.R.C.
LASER

www.arclaser.de

EmunDo® TBD



Parallel-handpiece at 300 mW (500 mW) cw; point at the papilla and irradiate for:

	300mW	500mW
Frontzahn	20s	12s
Prämolar	33s	20s
Molar	50s	30s

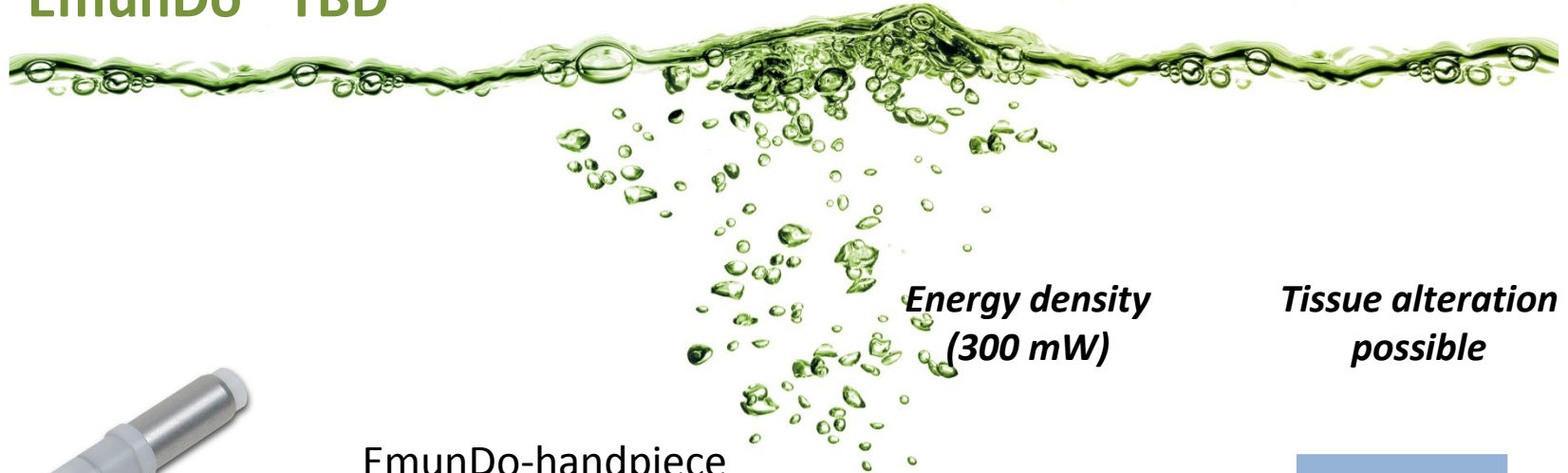
Special Bulb-fiber at 300 - 500 mW cw, starting from the bottom of a pocket, moving coronally; irradiate for at least 12,5 s/Molar at one's own discretion

Bare-fiber at 300 mW pulsing with 10/10 ms; proceed circularly but steadily inside the pocket around the tooth for at least 25 s/pocket

SRP

Scaling Root Planning after the first session

EmunDo® TBD



**Energy density
(300 mW)**

**Tissue alteration
possible**



EmunDo-handpiece
Spot \varnothing 8 mm

0,6 J/cm²

No



Bulb-fiber

26 J/cm²

No



Bare-fiber
Spot \varnothing 0,3 mm

424 J/cm²

YES

EmunDo[®] treatment plan perio



Day 1	EmunDo [®] TBD	Combine with SRP
Day 7-10 , after	EmunDo [®] TBD	
Day 52 , after 6 weeks	EmunDo [®] TBD	
Day 140-150 , after 3 month	EmunDo [®] TBD	
Day 230-240 , after 3 month	EmunDo [®] TBD	
Day 320-330 , after 3 month	EmunDo [®] TBD	

EmunDo before SRP

Normally 4 recalls in the following years

If necessary repeat SRP